

# Product Disclosure Statement

Prepared and issued on 1 May 2022

## Contents

About Child Care Super	2
How super works	2
Benefits of investing with Child Care Super	3
Risks of super	3
How we invest your money	3-4
Fees and costs	4-5
How super is taxed	6
Insurance in your super	6-8
How to open an account	8



Join online at [childcaresuper.com.au](https://childcaresuper.com.au)

This *Product Disclosure Statement (PDS)* is a summary of significant information applicable to participation in Child Care Super from 1 May 2022 and contains references to important information contained in a number of *Guides* each of which form part of this *PDS*. You should consider the important information in each *Guide* before making a decision about this product.


The *PDS* was up-to-date at the time of issue. We may change or update the information in this *PDS* (including information in the *Guides* that form part of this *PDS*) from time to time. Where the change in information is not materially adverse, you can obtain this information free of charge at any time by calling **1800 060 215** or at [childcaresuper.com.au](https://childcaresuper.com.au)

**Trustee and Issuer:** Issued by Guild Trustee Services Pty Limited ABN 84 068 826 728 AFS Licence No. 233815 RSE Licence No. L0000611 as Trustee of the Guild Retirement Fund ABN 22 599 554 834 (which includes GuildSuper and Child Care Super) MySuper Authorisation No. 22599554834526. SPIN INN0002AU. Child Care Super insurance is provided by MetLife Insurance Limited, ABN 75 004 274 882 AFS Licence No. 238096. SUPERSUPER is provided to you by EonX Services Pty Ltd ABN 39 615 958 873 and PBC Nominees Pty Ltd ABN 68 146 885 930. The loyalty platform provider bears all risk for this program and Child Care Super has no involvement in the ongoing management and operation of the provider or this program.


GLD2349 Child Care Super PDS 05/22

## Contact us for more information...

If you would like help with any information in this *PDS*, please contact Child Care Super.

 1800 060 215

 [childcaresuper.com.au](https://childcaresuper.com.au)

 GPO Box 1088, Melbourne VIC 3001

# 1. About Child Care Super

Child Care Super's mission is to help you get the most from your super, keeping things simple and helping you achieve the best possible lifestyle once you retire. Child Care Super has a particular focus on the financial wellbeing of women and their families.

Child Care Super is part of the Guild Retirement Fund ('Fund'), from which the Trustee is authorised to offer a MySuper product (MySuper Lifecycle Investment Strategy) that can accept Superannuation Guarantee (SG) contributions from employers.

Importantly, Child Care Super can accept contributions on your behalf, regardless of who you work for, so you can stay with us for your working life and into retirement.

The investment options in the MySuper product are determined by a member's age. Child Care Super also offers the MyMix Solution, which is a choice of eight investment options until 10 June 2022 and three investment options from 10 June 2022, including diversified and single asset class options.

The latest Product Dashboards for the Fund are available at [childcaresuper.com.au](http://childcaresuper.com.au). Other important information about the Fund and the Trustee, including Trustee and Executive Officer remuneration, is provided on our website under the About Us section.

## 2. How super works

Super is a long-term savings vehicle which is, in part, compulsory. It helps you save money while you are working, so you have enough to support your lifestyle when you retire. There are different types of contributions that can be made to your super so that it can be invested and then used to replace your salary in retirement.

This diagram summarises how a super account works:

Money in	+ Any positive investment earnings	- Deductions	= Your account balance
<ul style="list-style-type: none"><li>• Employer contributions</li><li>• Additional contributions</li><li>• Rollovers from other funds</li><li>• Government payments</li></ul>	<ul style="list-style-type: none"><li>• Any positive net earnings from the investments in your super account (see section 5)</li></ul>	<ul style="list-style-type: none"><li>• Fees (see section 6)</li><li>• Taxes (see section 7)</li><li>• Insurance costs (see section 8)</li><li>• Any negative net earnings</li></ul>	

**Employer contributions:** These include SG contributions, which are compulsory under Government legislation. Generally, if you are working and earning \$450 or more a month, your employer must make contributions equal to 10% of your ordinary time earnings into a super fund for you. You can usually choose the super fund where you would like SG contributions to be made.

**Additional contributions:**

- Subject to Government limitations, you can make extra voluntary or personal contributions into your super from your take-home pay. Voluntary or personal contributions you make, for which you do not claim a tax deduction, are classified as non-concessional contributions.

- If you make non-concessional contributions under the non-concessional contributions cap during a financial year, and earn less than a limit set by the Government, then you may be eligible for a bonus super contribution called the Super co-contribution for that year.
- You can also make voluntary contributions for which you can claim a tax deduction, which are classified as Concessional contributions.

Information on how super is taxed is set out in Section 7 of this PDS.


You can also ask your employer to make extra contributions from your before-tax salary into your account. These employer contributions are called Salary Sacrifice contributions. Salary Sacrifice contributions are generally classified as Concessional contributions.

**Tax incentives:** The Government wants Australians to help pay for their own retirement, so they provide tax incentives to encourage us to save through super.

**Rollovers from other funds:** You can combine your super into one account by transferring your super in other Australian super funds (if you have any) into your Child Care Super account.

**Investment earnings:** Your super is invested and any net earnings (which may be positive or negative) are allocated to your account.

**Accessing your super:** There are rules that restrict when you can withdraw your super balance. Generally, you cannot access your super until you reach a minimum age (called your preservation age) and meet a condition of release.

 You should read the important information about 'Growing your account' and 'Accessing your super' in the *How Child Care Super Works Guide* at [childcaresuper.com.au/pds](http://childcaresuper.com.au/pds) before making a decision. The material relating to 'Growing your account' and 'Accessing your super' in the *How Child Care Super Works Guide* may change between the time you read this PDS and the day you acquire the product.


The information in this document is general information only and does not take into account your personal financial situation or needs. You should consult a licensed financial adviser to obtain financial advice that is tailored to suit your personal circumstances.

Issued by Guild Trustee Services Pty Limited ABN 84 068 826 728 AFS Licence No. 233815 RSE Licence No. L0000611 as Trustee of the Guild Retirement Fund ABN 22 599 554 834 (which includes GuildSuper and Child Care Super) MySuper Authorisation No. 22599554834526.

## 3. Benefits of investing with Child Care Super

### When you become a Child Care Super member, you get:

- access to SUPERSUPER™, a unique rewards program that puts personal contributions into your Child Care Super account when you shop with participating retailers\*
- the option of creating your own investment portfolio by choosing from eight investment options until 10 June 2022, and three investment options from 10 June 2022, and the MySuper product\*\*
- 24/7 secure access to your account via Child Care Super online
- to make additional contributions into your super (including for the First Home Super Saver (FHSS) Scheme and Downsizer Contributions), and make and/or receive spouse contributions if you are eligible
- once you meet the eligibility criteria, Default Death, Total and Permanent Disablement (TPD) and Income Protection (IP) insurance cover and the ability to customise cover to suit your needs
- access to tools and information to help you grow your super savings
- to keep your Child Care Super membership if you change jobs
- \* SUPERSUPER is provided to you by EonX Services Pty Ltd ABN 39 615 958 873, and PBC Nominees Pty Ltd ABN 68 146 885 930, third-party providers and not Child Care Super. EonX Services Pty Ltd and PBC Nominees Pty Ltd bear all risk for this program and Child Care Super has no involvement in the ongoing management and operation of the provider or this program. If you would like to discuss the risks of super, then contact Child Care Super.
- \*\* The value of your investments will be based on daily unit pricing.

 You should read the important information about the benefits and features of Child Care Super in the *How Child Care Super Works Guide* at [childcaresuper.com.au/pds](http://childcaresuper.com.au/pds) before making a decision. The material relating to the benefits and features of Child Care Super in the *How Child Care Super Works Guide* may change between the time you read this PDS and the day you acquire the product.

You should read the important information about daily unit pricing in the *Investment Guide* at [childcaresuper.com.au/pds](http://childcaresuper.com.au/pds) before making a decision. The material about daily unit pricing in the *Investment Guide* may change between the time you read this PDS and the day you acquire the product.

## 4. Risks of super

All investments carry risk and super is no different. How much risk depends on several factors, an important one being the types of assets you are invested in. Asset types include cash, bonds, shares and property. Each asset type (and consequently each investment strategy, depending on assets making up the strategy) has a different level of risk and potential of receiving a negative return. Those assets with the highest expected return over the long term (like shares) also have the greatest chance (risk) of producing a negative return in the short term.

The significant risks relevant to Child Care Super include investment risks such as market risk, inflation risk, liquidity risk, currency risk and interest rate risk.

When investing your super, it is important to understand that super is a long-term investment that may be invested for more than 30 years. Over this time:

- while super funds aim to achieve their investment objectives for each investment option, returns will vary and superannuation investors may lose some of their money. Investment returns cannot be guaranteed.
- the value of investments will go up and down and over some periods your account balance may go down.
- past returns should not be used to predict future performance.
- you may not save enough through your super savings to pay for the retirement lifestyle you want, particularly if you rely solely on your employer's contributions, and


- laws affecting superannuation may change.

What's right for you (including your level of comfort with risk) may depend on your age, how long until you retire, how and where you hold other investments, and how comfortable you are with the possibility of your account balance going down temporarily in some years.

### SUPERSUPER™ program

EonX Services Pty Ltd and PBC Nominees Pty Ltd bears all risk for this program and Child Care Super has no involvement in the ongoing management and operation of the provider or this program.

If you would like to discuss the risks of super, then contact Child Care Super.

 You should read the important information about risks in the *Investment Guide* at [childcaresuper.com.au/pds](http://childcaresuper.com.au/pds) before making a decision. The material about risks in the *Investment Guide* may change between the time you read this PDS and the day you acquire the product.

## 5. How we invest your money

When you join Child Care Super, your super will be invested in the MySuper product, unless you make an investment choice. The MySuper product is made up of three Lifestage investment options – Building, Growing and Consolidating. Your super contributions will be invested in the Lifestage option that suits your age.

As you get older, your investments will automatically be adjusted to reduce the level of investment risk, making your investments more stable as you approach retirement. However, you may want to consider the likely investment return, risk, and your investment timeframe when choosing to remain in the MySuper product or choosing other investment options.

With the MySuper product, your age is determined at 1 July each year based on your age next birthday. Changes to your investment options are made on 1 July, not on your birthday.

## 5. How we invest your money continued

### Here's how the MySuper product works

Age	You will be invested in the following lifestage option, with a target investment mix as shown	
Under 25	<b>Building</b>	98% Total growth assets, 2% Total defensive assets
25 to 59	<b>Growing</b>	90% Total growth assets, 10% Total defensive assets
60 and over	<b>Consolidating</b>	62% Total growth assets, 38% Total defensive assets

### The MySuper product in detail

	Building		Growing		Consolidating	
<b>Investment Return Objective *</b>	CPI + 3.5% p.a. over rolling 10 year periods		CPI + 3.0% p.a. over rolling 10 year periods		CPI + 1.5% p.a. over rolling 10 year periods	
<b>Asset allocation</b>	<b>Benchmark (%)</b>	<b>Range (%)</b>	<b>Benchmark (%)</b>	<b>Range (%)</b>	<b>Benchmark (%)</b>	<b>Range (%)</b>
Australian shares	49	40 to 60	41	35 to 55	28	10 to 40
International shares	49	40 to 60	41	35 to 55	28	10 to 40
Property	–	–	4	0 to 10	3	0 to 20
Alternatives (growth)	–	–	4	0 to 10	3	0 to 30
<b>Total growth</b>	<b>98</b>	<b>90 to 100</b>	<b>90</b>	<b>80 to 100</b>	<b>62</b>	<b>50 to 80</b>
Fixed interest	–	–	–	–	16	0 to 35
Alternatives (defensive)	–	–	5	0 to 10	12	0 to 30
Cash/Money market securities	2	0 to 10	5	0 to 10	10	0 to 35
<b>Total defensive</b>	<b>2</b>	<b>0 to 10</b>	<b>10</b>	<b>0 to 20</b>	<b>38</b>	<b>20 to 50</b>
<b>Who might it suit?</b>	Investors who seek to maximise long-term returns and are comfortable with periods of short-term volatility.		Investors who seek to maximise long-term returns and are comfortable with periods of short-term volatility.		Investors who seek strong returns over the long term without being overly concerned with short-term volatility.	
<b>Risk level</b>	Very high		High		High	
<b>Expected frequency of negative returns</b>	Over 6 times every 20 years		Over 6 times every 20 years		4 to 6 times every 20 years	
<b>Minimum suggested timeframe</b>	10 years		10 years		8 years	

\* Investment return objectives expressed net of investment fees and investment taxes. While we aim to achieve the return objectives, future returns are not guaranteed.

CPI = Consumer Price Index

### Freedom to choose your investments

At anytime, you can choose how your super is invested. The MyMix Solution has eight investment options until 10 June 2022 and three investment options from 10 June 2022, including diversified and single asset class options, available to you.

For more information on the MyMix Solution, refer to the *Investment Guide*.

If you would like to discuss the investment options or need help making an investment choice, then contact Child Care Super.



You should read the important information about investments in the *Investment Guide* at [childcaresuper.com.au/pds](http://childcaresuper.com.au/pds) before making a decision. The material about investments in the *Investment Guide* may change between the time you read this PDS and the day you acquire the product.

## 6. Fees and costs

### CONSUMER ADVISORY WARNING

#### Did you know?

Small differences in both investment performance and fees and costs can have a substantial impact on your long-term returns. For example, total annual fees and costs of 2% of your account balance rather than 1% could reduce your final return by up to 20% over a 30-year period (for example reduce it from \$100,000 to \$80,000).

You should consider whether features such as superior investment performance or the provision of better member services justify higher fees and costs. You or your employer, as applicable, may be able to negotiate to pay lower fees. Ask the fund or your financial adviser.<sup>1</sup>

**To find out more:** If you would like to find out more, or see the impact of the fees based on your own circumstances, the **Australian Securities and Investments Commission (ASIC)** website ([moneysmart.gov.au](http://moneysmart.gov.au)) has a superannuation fee calculator to help you check out different fee options.

<sup>1</sup> It is a requirement that this text is included in all PDSs. Our fees are set at a competitive level that still allows us to effectively manage the Fund, and as such our fees are not negotiable.

## 6. Fees and costs continued

### Fees and other costs

This section provides summary information about the main fees and other costs for the MySuper product. Similar information is included in other funds' PDS<sup>1</sup> so you can compare Child Care Super's fees and costs.

#### Child Care Super MySuper product summary

Type of fee	Amount	How and when paid
<b>Ongoing annual fees and costs</b>		
Administration fees and costs <sup>1</sup>	\$115 p.a. (\$2.21 per week) + 0.15% p.a. Maximum Administration fee of \$800 p.a	The dollar fee is deducted from your account balance monthly. The percentage-based fee is calculated and deducted from gross investment returns daily.
Investment fee, inclusive of: <sup>1</sup>		
1. Investment Fees	Building 0.40% p.a. Growing 0.51% p.a. Consolidating 0.52% p.a.	Calculated and deducted from gross investment returns daily.
2. Performance Fee	Building 0.00% p.a. Growing 0.07% p.a. Consolidating 0.06% p.a.	Calculated and deducted from gross investment returns daily.
Transaction Costs <sup>3</sup>	Building 0.08% p.a. Growing 0.03% p.a. Consolidating 0.01% p.a.	Calculated and deducted from gross investment returns daily.
<b>Member activity related fees and costs</b>		
Buy-sell spread		
		<b>BUY</b> <b>SELL</b>
	Building	Nil Nil
	Growing	Nil Nil
	Consolidating	Nil Nil
Switching fee	Nil	Not applicable
Advice fees relating to all members investing in a particular MySuper product or investment option	Nil	Not applicable
Other fees and costs <sup>2</sup>	Amounts vary depending on the nature of the fee and your personal circumstances	Insurance fees are deducted from your account balance monthly, where applicable.

<sup>1</sup> If your account balance is less than \$6,000 at the end of the financial year, certain fees and costs charged to you in relation to administration and investment are capped at 3% of the account balance. Any amount charged in excess of that cap must be refunded.

<sup>2</sup> Insurance fees may also apply. Refer to the 'Additional Explanation of Fees and Costs' in the *How Child Care Super Works Guide* available on our website.

<sup>3</sup> The Fund's transactional costs comprise of operational costs and Over-The-Counter (OTC) derivative costs, which are explained in more detail in the 'Additional explanation of fees and costs' in the 'Child Care Super How Super Works Guide'.

### Example of annual fees and costs for the MySuper product

This table gives an example of how the fees and other costs for Child Care Super's MySuper product can affect your superannuation investment over a one-year period. You should use this table when you want to compare this superannuation product with other superannuation products.

Example – Child Care Super MySuper product (Growing)	Balance of \$50,000
Administration fees	\$115 p.a. (\$2.21 per week) + 0.15% p.a. You will be charged \$115 regardless of your account balance plus \$75 in administration fees each year.
<b>PLUS</b> Investment fees and costs (inclusive of investment fees and performance fees)	0.58% p.a. (including an investment fee of 0.51% and a performance fee of 0.07%) <b>And</b> , for every \$50,000 you have in the superannuation product you will be charged <b>\$290</b> each year.
<b>PLUS</b> Transaction Costs	0.03% p.a. <b>And</b> , you will be charged \$15 in transaction costs each year.
<b>EQUALS</b> Cost of product**	If your balance was \$50,000, then for that year you would be charged fees of <b>\$495*</b> for the superannuation product.

\* Applicable to the Growing Lifestage. Combined investment fees for other lifestages are lower. Additional fees may apply.

\*\* The cost of product gives a summary calculation about how ongoing annual fees and costs can affect your superannuation investment over a 1-year period for all superannuation products and investment options. It is calculated in the manner shown in the Example of annual fees and costs. The cost of product information assumes a balance of \$50,000 at the beginning of the year. (Additional fees may apply: refer to the Fees and costs summary for the relevant superannuation product or investment option.) You should use this figure to help compare superannuation products and investment options.

### 3% cap on fees for balances less than \$6,000

If your account balance is less than \$6,000 at the end of the financial year, or if you leave Child Care Super, the total of combined administration fees and investment fees charged to you is capped at 3% of your account balance for the year (or the period until you left). Any amount charged above the cap will be refunded.

### How fees and other costs are charged to you

Fees and other costs are either paid directly from your account or deducted from investment returns before or after the returns from investments have been determined.

### Further information about fees and other costs

Child Care Super may change the level of fees and other costs without your consent. If this happens, we will notify you at least 30 days before any increase that is a material change, where required by law. This doesn't include investment fees and costs that are not charged directly to you and vary from year to year. These increases may be notified after they occur.

Some of the fees and other costs for other available investment options are different to those shown in the adjacent table. Entry fees and exit fees cannot be charged. Refer to the important information about fees and other costs in the *Investment Guide* and *How Child Care Super Works Guide* available on our website.



You should read the important information about fees and other costs, including definitions of fees, in the *How Child Care Super Works Guide* at [childcaresuper.com.au/pds](http://childcaresuper.com.au/pds) before making a decision. The material about fees and other costs in the *How Child Care Super Works Guide* may change between the time you read this PDS and the day you acquire the product.

# 7. How super is taxed

## Super is taxed in a number of ways

Generally, Child Care Super will deduct the tax that is payable on your superannuation contributions or benefits and pay it directly to the Australian Taxation Office (ATO). In some cases you may be liable to pay tax in relation to superannuation contributions directly to the ATO.

**Tax on contributions:** For a typical member, the tax rates on money going into your account will be as follows:

- Concessional contributions, such as SG, salary sacrifice or tax deductible personal contributions, are usually taxed at 15%. A higher rate of tax applies to high income earners.
- Non-concessional contributions, such as personal or spouse contributions that are not tax deductible, are usually not taxed.

There are limits to the concessional and non-concessional contributions that can be made to your superannuation each year.

### If contributions exceed the applicable limits, then you may be taxed at a higher rate.

You can claim a tax deduction on any personal contributions you make into your super (subject to certain conditions). If you do then those contributions will be treated as concessional contributions, be subject to the concessional (before-tax) contributions cap and be taxed at 15%.

**Tax on investment earnings:** Investment earnings are generally taxed at a rate of 15%, however offsets (tax credits and rebates) apply which may reduce the effective tax rate.

**Tax on withdrawals:** Withdrawals from your account may be taxed if you are under age 60. Once you turn 60, withdrawals are generally tax-free.

### How your Tax File Number (TFN) is used:

You should provide us with your TFN when you join Child Care Super. If you or your employer do not supply us with your TFN, we are required under law to reject personal contributions (including SUPERSUPER contributions) and deduct additional tax from your concessional contributions.

Not providing your TFN may also make finding any lost superannuation you have more difficult.

This is a summary only of key taxation rules. There is further information about taxes relating to contributions and benefits in the *How Child Care Super Works Guide* at [childcaresuper.com.au/pds](http://childcaresuper.com.au/pds). Taxation rules are complex and their impact depends on your personal circumstances. Tax rules are subject to frequent changes. You should refer to the ATO website ([ato.gov.au](http://ato.gov.au)) for up to date information or consult a financial adviser.



You should read the important information about TFNs in the *How Child Care Super Works Guide* at [childcaresuper.com.au/pds](http://childcaresuper.com.au/pds) before making a decision. The material relating to TFNs may change between the time you read this PDS and the day you acquire the product.

# 8. Insurance in your super

Child Care Super offers three types of insurance cover:

- **Death** – provides a lump sum payment in the event of your death or if you are diagnosed with a terminal illness and have less than 24 months to live.
- **Total and Permanent Disablement (TPD)** – provides a lump-sum payment in the event you suffer a permanent disability.
- **Income Protection (IP)** – provides regular income payments if you are temporarily unable to work due to sickness or injury.

**Default insurance cover:** After you join Child Care Super and your account balance reaches \$6,000, you may automatically receive a default number of Death, TPD and IP units of cover if you are aged between 25 and 70 and meet other eligibility criteria. If you meet these eligibility criteria then the cost of this cover will be deducted from your account, unless you decide to cancel your cover. If you are under age 25 or your account balance is less than \$6,000, you may still opt-in to have insurance cover upon joining Child Care Super (conditions apply).

Refer to the table on the next page for the type of default cover, number of units and value of each unit of cover applicable to each age.

**Default cover is not tailored to your individual circumstances and you should assess its suitability. Contact Child Care Super if you wish to change or opt-out of default insurance cover.**

Insurance cover ceases in certain circumstances and other conditions apply. You should read the *Insurance Guide* for further information as to the circumstances and conditions of when insurance cover may cease.

### Your occupation and insurance costs:

There are costs associated with insurance

cover which you are responsible for paying by way of deductions from your Child Care Super account. The cost of Default cover depends on your age and your Occupational Classification (Standard (equivalent to Light-blue Collar), White Collar or Professional) and includes costs incurred by the Trustee in relation to the provision of the insurance.

The cost of Default cover for the Standard Occupational Classification is shown on the next page. If you or your employer do not provide us with the correct details of your occupation, then you will be classified as Standard and you may pay more than you need to for your insurance cover. Information about the cost per unit for each type of Default cover is shown in the *Insurance Guide*.

If you apply for additional cover, then the costs will be calculated in accordance with insurance fee tables shown in the *Insurance Guide*.

**Insurance Boost:** Eligible members (who have automatically received but not reduced Default cover) can apply for up to double the number of Death, TPD and/or IP units of cover without having to provide full health information. The cost of insurance will be adjusted for the higher levels of cover. To apply, complete the *Insurance Boost* form available on our website, answer some limited health questions and return to Child Care Super within three months of your Default cover commencing. Conditions apply.

**Life Events Top-Up:** Specific changes in your life allow you to request extra Death, TPD and/or IP cover (subject to eligibility criteria), in addition to any cover you have, without having to provide health information.

The cost of insurance will be adjusted for the higher levels of cover. To apply, complete

the *Life Events Top-Up* form available on our website. Conditions apply.

**Other insurance options:** Eligible Child Care Super members can:

- transfer insurance cover from any other super fund or insurance provider (exclusions for certain types of insurance and maximum limits apply). To apply, complete the *Insurance Transfer* form available on our website. The cost of insurance will be adjusted for higher levels of cover.
- choose from either Unitised cover or Fixed cover amounts for your Death and TPD. To apply for fixed cover, complete the *Application for Insurance* available on our website (some health information will be required). Different insurance costs apply to fixed cover.

The Trustee receives an insurance administration fee of 6% of the insurance premium deducted from your account. This fee covers the costs incurred by the Trustee in relation to the provision of insurance to members (i.e. associated with administering the insurance arrangement).

### Want more cover?

If you have no cover or would like additional cover, you can apply at any time for Death, TPD and/or IP cover (subject to eligibility criteria and maximum benefit limits). You can also apply to reduce the IP cover waiting period to either 30 or 60 days or increase the maximum Benefit Period to age 65.

To apply, complete the *Application for Insurance* available on our website. You will have to provide health information with your application. Additional insurance costs will apply.

## 8. Insurance in your super continued

Default Death, TPD and IP cover and insurance fees for Standard (equivalent to Light-blue Collar) Occupational Classification. Refer to the *Insurance Guide* if your Occupational Classification is White Collar or Professional.

ANB <sup>1</sup>	Default no. of Death units	Default amount of Death Cover	Default no. of TPD Units	Default amount of TPD Cover	Cost per week for Death & TPD	Default no. of IP units	Default amount of IP cover per month	Cost per week for IP <sup>2</sup>
16	3	\$216,000	2	\$144,000	\$2.51	2	\$1,100	\$0.56
17	3	\$216,000	2	\$144,000	\$2.51	2	\$1,100	\$0.56
18	3	\$216,000	2	\$144,000	\$2.51	2	\$1,100	\$0.56
19	3	\$216,000	2	\$144,000	\$2.51	2	\$1,100	\$0.56
20	3	\$216,000	2	\$144,000	\$2.51	2	\$1,100	\$0.56
21	3	\$216,000	2	\$144,000	\$2.51	2	\$1,100	\$0.56
22	3	\$225,000	2	\$150,000	\$2.51	2	\$1,100	\$0.56
23	3	\$234,000	2	\$156,000	\$2.51	2	\$1,100	\$0.56
24	3	\$249,000	2	\$166,000	\$2.51	2	\$1,100	\$0.56
25	4	\$340,000	2	\$170,000	\$3.03	3	\$1,650	\$0.84
26	4	\$360,000	2	\$180,000	\$3.03	3	\$1,650	\$0.84
27	4	\$360,000	2	\$180,000	\$3.03	3	\$1,650	\$0.90
28	4	\$360,000	2	\$180,000	\$3.03	3	\$1,650	\$0.96
29	4	\$356,000	2	\$178,000	\$3.03	3	\$1,650	\$1.02
30	4	\$352,000	2	\$176,000	\$3.03	3	\$1,650	\$1.05
31	5	\$350,000	2	\$140,000	\$3.55	4	\$2,200	\$1.44
32	5	\$315,000	2	\$126,000	\$3.55	4	\$2,200	\$1.52
33	5	\$280,000	2	\$112,000	\$3.55	4	\$2,200	\$1.56
34	5	\$250,000	2	\$100,000	\$3.55	4	\$2,200	\$1.56
35	5	\$225,000	2	\$90,000	\$3.55	4	\$2,200	\$1.68
36	6	\$215,160	2	\$71,720	\$4.07	4	\$2,200	\$1.84
37	6	\$203,340	2	\$67,780	\$4.07	4	\$2,200	\$2.00
38	6	\$191,520	2	\$63,840	\$4.07	4	\$2,200	\$2.12
39	6	\$179,700	2	\$59,900	\$4.07	4	\$2,200	\$2.28
40	6	\$167,880	2	\$55,960	\$4.07	4	\$2,200	\$2.52
41	6	\$156,000	2	\$52,000	\$4.07	4	\$2,200	\$2.80
42	6	\$145,740	2	\$48,580	\$4.07	4	\$2,200	\$3.04
43	6	\$135,480	2	\$45,160	\$3.97	4	\$2,200	\$3.40
44	6	\$125,220	2	\$41,740	\$4.07	4	\$2,200	\$3.72
45	6	\$114,960	2	\$38,320	\$4.07	4	\$2,200	\$4.16
46	6	\$104,700	2	\$34,900	\$4.07	4	\$2,200	\$4.68
47	6	\$99,300	2	\$33,100	\$4.07	4	\$2,200	\$5.16
48	6	\$91,620	2	\$30,540	\$4.07	4	\$2,200	\$5.72
49	6	\$84,300	2	\$28,100	\$4.07	4	\$2,200	\$6.40
50	6	\$76,980	2	\$25,660	\$4.07	4	\$2,200	\$7.08
51	6	\$69,660	2	\$23,220	\$4.07	4	\$2,200	\$7.84
52	6	\$62,460	2	\$20,820	\$4.07	4	\$2,200	\$8.60
53	6	\$57,060	2	\$19,020	\$4.07	4	\$2,200	\$9.48
54	6	\$52,440	2	\$17,480	\$4.07	4	\$2,200	\$10.40
55	6	\$47,760	2	\$15,920	\$4.07	4	\$2,200	\$11.36
56	6	\$43,140	2	\$14,380	\$4.07	4	\$2,200	\$12.40
57	6	\$39,540	2	\$13,180	\$4.07	4	\$2,200	\$13.48
58	6	\$36,360	2	\$12,120	\$4.07	4	\$2,200	\$14.60
59	6	\$33,240	2	\$11,080	\$4.07	4	\$2,200	\$15.76
60	6	\$31,020	2	\$10,340	\$4.07	4	\$2,200	\$17.00
61	5	\$23,600	0	Nil	\$2.60	4	\$2,200	\$21.28
62	5	\$21,350	0	Nil	\$2.60	4	\$2,200	\$19.24
63	5	\$19,100	0	Nil	\$2.60	4	\$2,200	\$16.32
64	5	\$17,250	0	Nil	\$2.60	4	\$2,200	\$12.12
65	5	\$15,350	0	Nil	\$2.60	4	\$2,200	\$5.72
66	4	\$8,000	0	Nil	\$2.08	0	Nil	Nil
67	4	\$8,000	0	Nil	\$2.08	0	Nil	Nil
68	4	\$8,000	0	Nil	\$2.08	0	Nil	Nil
69	4	\$8,000	0	Nil	\$2.08	0	Nil	Nil
70	4	\$8,000	0	Nil	\$2.08	0	Nil	Nil

<sup>1</sup> Age Next Birthday at last 1 July.

<sup>2</sup> Default IP cover has a 90 day waiting period, a maximum Benefit Period of 5 years and is subject to a maximum of 85% of your salary. Rounding may cause variations to insurance fee calculations.

## 8. Insurance in your super continued

### Opting out or reducing your cover

You can opt out or reduce your cover at any time by logging into your online account. Any change to your cover will start from the date we receive your valid request.

To opt-out of your Default cover without any insurance costs being incurred, you must notify us in writing, within 60 days of your default insurance cover commencing, that you would like the cancellation of cover backdated to the date cover otherwise started.

**Unless you opt-out of any Default cover, or cease to be eligible to receive Default cover, the cost of the cover will be deducted from your account.**

**Paying insurance benefits:** If you make an insurance claim, Child Care Super and the Insurer will determine whether you are entitled to be paid based on the policy terms, the Fund's rules and the law.

**You should read the important information about insurance in the *Insurance Guide*, including eligibility criteria, commencement of cover, cessation of cover, changing your cover, the level and type of optional cover**

available, the cost of cover depending on your circumstances, conditions, exclusions and other significant information relating to insurance before deciding whether the insurance is appropriate or whether to apply for insurance. Refer to the *Insurance Guide* for information on your entitlement to insurance cover or payment of an insured benefit.

**Should your account become inactive (i.e. not receive any contributions or rollovers) for a continuous period of 16 months or more it is possible that your insurance benefits may be cancelled. Please refer to the *Insurance Guide* for full details.**



You should read the important information about insurance in the *Insurance Guide* at [childcaresuper.com.au/pds](http://childcaresuper.com.au/pds) before making a decision. The material relating to insurance may change between the time you read this *PDS* and the day you acquire the product.

## 9. How to open an account

There are two easy ways to open a Child Care Super account:

### OPTION 1: When you choose to join

1. Read this *PDS* and the important information in the *Guides* referred to in this *PDS*.
2. Complete the *Membership Application* available on our website.

Once your membership account is established, you can then start to make contributions. You can also request that your employer contributes into your account by providing a completed *Choice of Superannuation Fund* form to your employer. Your account balance will be invested in the MySuper product and you may have default insurance cover, if employer contributions are made to your account within a specified timeframe and you are eligible. If you want to make an investment choice (buy/sell spreads may apply) or change insurance cover, you can do so by logging into your account via Child Care Super online.

### OPTION 2: When your employer has joined you

1. An account will be created for you if your employer makes a super contribution for you. The contribution will be invested in the MySuper product and you will have default insurance cover, if eligible.
2. Read this *PDS* (and the important information in the *Guides* referred to in this *PDS*), and if you want to make an investment choice (buy/sell spreads will apply) and/or change your insurance, you can do so by logging into your account via Child Care Super online.

**Welcome to Child Care Super:** Once your account is set up you will receive a Welcome communication with your membership details and information about SUPERSUPER. The personal information (including account details), you or your employer provide in relation to your account, on or after you become a member, is protected. Refer to the Privacy Policy on [childcaresuper.com.au/privacy](http://childcaresuper.com.au/privacy)

**Cooling-off period:** A cooling-off period only applies if you joined the Fund under Option 1. If you advise us in writing within 14 days from the date of the communication you receive confirming your membership that you do not wish to be part of Child Care Super, we will direct your money to an eligible fund (subject to Government preservation rules) and no fees will be deducted directly from your account. However, the amount returned may be adjusted for any tax payable or unit price movements. In some circumstances, (for example, if you have exercised a right or power in relation to this product) the cooling off period will not apply.



You should read the important information about privacy in the *How Child Care Super Works Guide* at [childcaresuper.com.au/pds](http://childcaresuper.com.au/pds) before making a decision. The material about privacy in the *How Child Care Super Works Guide* may change between the time you read this *PDS* and the day you acquire the product.

### Enquiries and complaints

If you have a query regarding Child Care Super, then contact us on **1800 060 215**. If you experience a problem or are not happy with us or our service, we want to know and will strive to resolve the issue as quickly and effectively as possible.

### How do I lodge a complaint?

Please contact us in any of the following ways so we can try to resolve the issue.

**By telephone:** 1800 060 215

**By mail:** GPO Box 1088, Melbourne, Victoria, 3001

**By email:** [info@childcaresuper.com.au](mailto:info@childcaresuper.com.au)

Alternatively, you can lodge a complaint directly with the **Australian Financial Complaints Authority (AFCA)**. Please see right for more information on AFCA.

### How long will Child Care Super take to respond to a complaint?

Child Care Super will acknowledge your complaint within 24 hours of receiving it (taking into account non-business days) and endeavour to resolve it within 45 days.

For death benefit complaints, a response will be provided within 90 calendar days after the expiry of the 28-calendar day period for objecting to a proposed death benefit distribution.

If we are unable to respond to your complaint within the timeframes specified above, we will send you an Internal Dispute Resolution Delay Notification, which will inform you about:

- (a) the reasons for the delay;
- (b) your right to complain to AFCA if you are dissatisfied; and
- (c) the contact details for AFCA.

If you are not satisfied with the Complaints Officer's decision or you have not received a response within the required timeframe, you can lodge a complaint with AFCA (see below).

### What can I do if I'm not satisfied?

If you're not happy with how we've handled your complaint you can lodge a complaint with the Australian Financial Complaints Authority (AFCA). AFCA is an independent dispute resolution body set up by the Federal Government to provide a free, impartial and binding dispute resolution service for financial services.

If AFCA can deal with your complaint, it will attempt to resolve it through conciliation. If it is unsuccessful, AFCA will review Guild's decision.

For more information about the types of complaints that AFCA can deal with and the information you'll need to provide, contact AFCA:

**GPO Box 3, Melbourne VIC 3001**

**Phone:** 1800 931 678 (free call)

**Fax:** (03) 9613 6399

**Email:** [info@afca.org.au](mailto:info@afca.org.au)